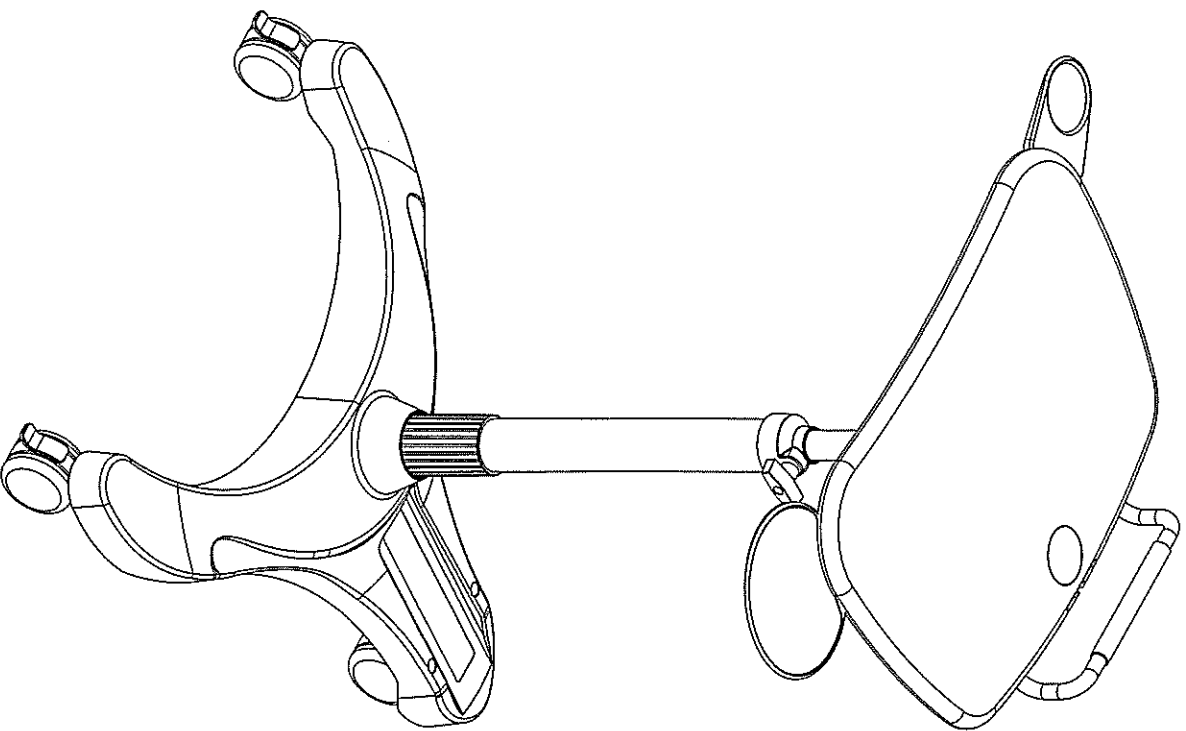
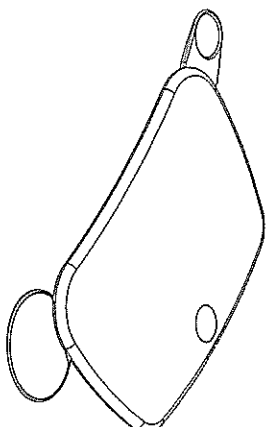
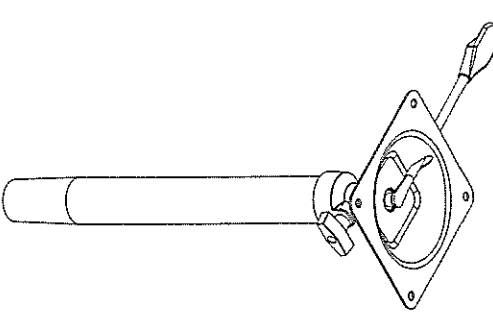
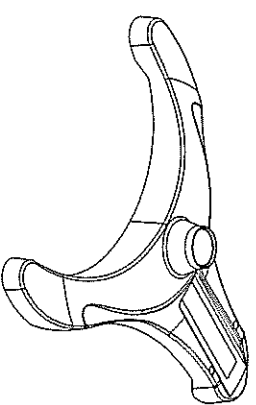
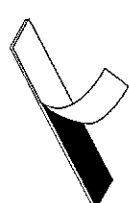
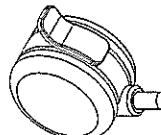

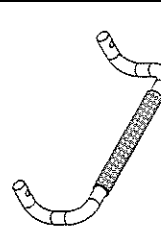
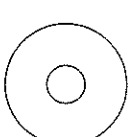



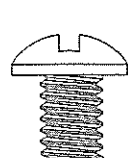

Install Instruction



Package contents

<p>A</p>  <p>X 1</p>	<p>C</p>  <p>X 1</p>
<p>B</p>  <p>X 1</p>	<p>D</p>  <p>X 1</p>
<p>E</p>  <p>X 3</p>	<p>F</p>  <p>X 1</p>
<p>G</p>  <p>X 1</p>	<p>H</p>  <p>M5 Washer X 3</p>

Size comparison chart

<p>I</p>  <p>M5x20L X 3</p>	<p>J</p>  <p>M8x12L X 5</p>
<p>K</p>  <p>M8x25L X 3</p>	

Assembly Instruction

Step 1

(Not Included)

D

B

Step 2

E

Step 3

F

H

I

Step 4

J

C

A

Step 5

K

G

Step 6

K

G

Step 7

Release

Turn knob counter-clockwise to release gas cylinder.

Step 8

1

2

Lift lever and adjust platform to preferred height, then release lever.

Step 9

Lock

Turn knob clockwise to tighten gas cylinder.